

BANK OF SOUTH SUDAN
RESEARCH AND STATISTICS DEPARTMENT-ECONOMIC BULLETIN

DEPOSITORY CORPORATIONS AND CENTRAL BANK SURVEY
DECEMBER 2015

The consolidated Depository Corporations and Central Bank Survey for December shows M2 risen from SSP 7.9 billion in December 2014 to SSP 17.1 billion December 2015. This increase of money supply is in response to the mounting net claim on Central Government, and also contributed to depreciation of the SSP and high inflation in the country. A net foreign asset has decreased from SSP 1.6 billion in December 2014 to negative SSP 9.3 billion in December 2015 as the liabilities to nonresidents has largely exceeded the claim on nonresidents due to SSP devaluation by the Bank of South Sudan in consultation with Ministry of Finance and Economics Planning in mid-December 2015.

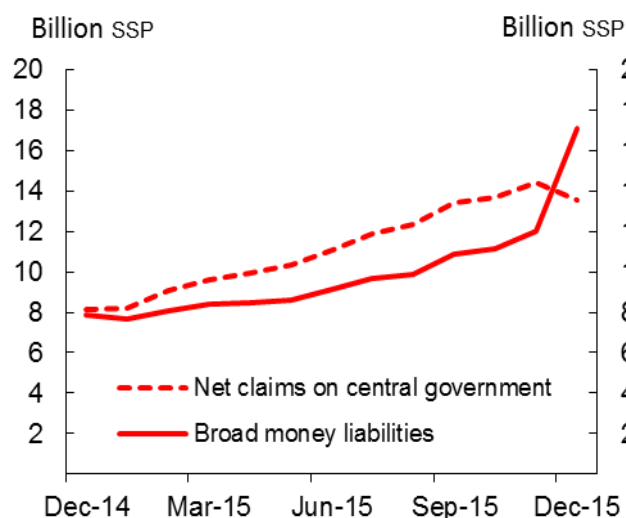
Over one year period (December 2014 to December 2015), net claims on the Central Government (NCG) have increased from SSP 8.1 billion to SSP 13.6 billion as shown in chart 1 below. We expect the NCG increase to continue as government expenditures are expected to be high during the peace implementation.

Government increases in borrowing is a result of the low oil production (which comprises of more than 98 per cent of Government revenue) due to the crisis in the oil producing regions, and the decline in oil prices at the international market since 2014.

Growth of M2 has been particularly strong in transferable deposits and moderate in other deposits and currency outside depository corporations (see Chart 2 below), which largely comprises Central Government Officials Salaries and other government expenses. This is consistent with the continuous increase in Net Claims on the Central Government in Chart 1.

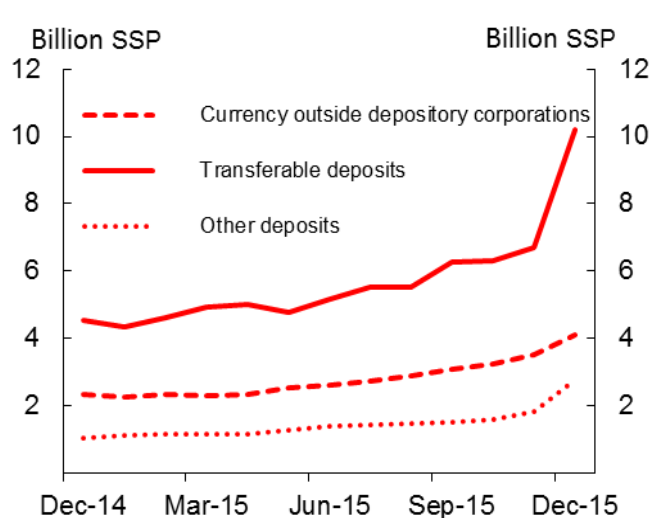
We believe the steady growth of broad money will further weaken the value of the South Sudanese Pound despite the fact that central bank has adopted floating exchange rate and this will push the inflation higher over the coming Months.

Chart 1: Claims on Central Government and Liabilities to Central Government



Source : Depository Corporation Survey

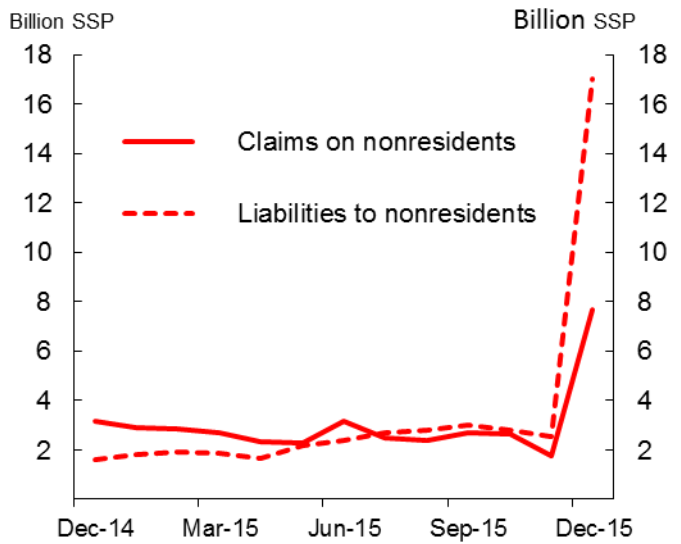
Chart 2: Components of Broad Money



Source : Depository Corporation Survey

Chart 3: Components of Net Foreign Assets

Net Foreign Assets (Chart 3) has decreased from SSP 1.6 billion in December 2014 to negative SSP 9.3 billion in December 2015 over period of one year due to devaluation of SSP in mid-December 2015.



Source : Depository Corporation Survey

Martin Matueny
Analyst, Monetary & Financial Sector Unit
Tel. 0927 375 989

Kerbino Manyiel
Senior Analyst, Monetary Statistics Sector Unit
Tel. 0923989081

Atany Lopwonya
Analyst, Monetary & Financial Sector Unit
Tel. 0955 925 402